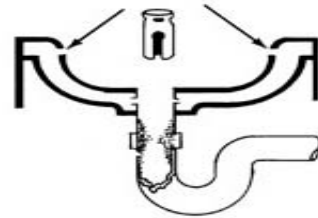


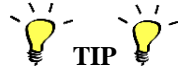
## Unclog a Lavatory Drain

- ✧ If the drain is only slightly clogged, you should try removing the stopper and probing for hair or other debris with a short piece of wire.

1. If this doesn't work, try using a sink plunger. Because lavatory drains have overflow outlets, you're going to need to plug it up with tape or rags before using the plunger. After plugging the overflow drain, use your plunger just like you would in opening an ordinary sink.



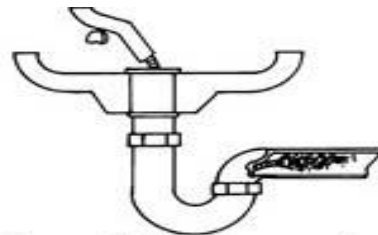
Plug any overflow pipes before using a plunger.



There is a difference between your toilet plunger, and a sink plunger.

---

2. If these two treatments don't work, try using a sink auger or a plumber's snake. You might be able to do this without removing the sink trap.



A clogged drain can sometimes be opened with a snake without removing the trap.

---

3. If the wire, plunger, and auger treatments don't work set a pail up underneath the lavatory and remove the trap. Use a rag or tape to cover the chrome nut to prevent marring by the wrench.



Cover the chrome nuts with tape to prevent marring.

4. Loosen the thumbscrew on the plumber's snake, and move the handle back 3'. Put the snake into the drainpipe, and rotate the auger. Feed it in, then rotate it again. This will allow you to get the snake deep into the drainpipe, hopefully unclogging that pesky drain.



Loosen the thumb screw and move the handle about 3' from the end of the snake.